



NAVFAC SMALL BUSINESS

Topic: SAME Space Coast Post

Estimated time: 15 minutes

Mark A. Brock
NAVFAC Southeast
Small Business

AGENDA



- NAVFAC Southeast

The NAVFAC Mission/Vision



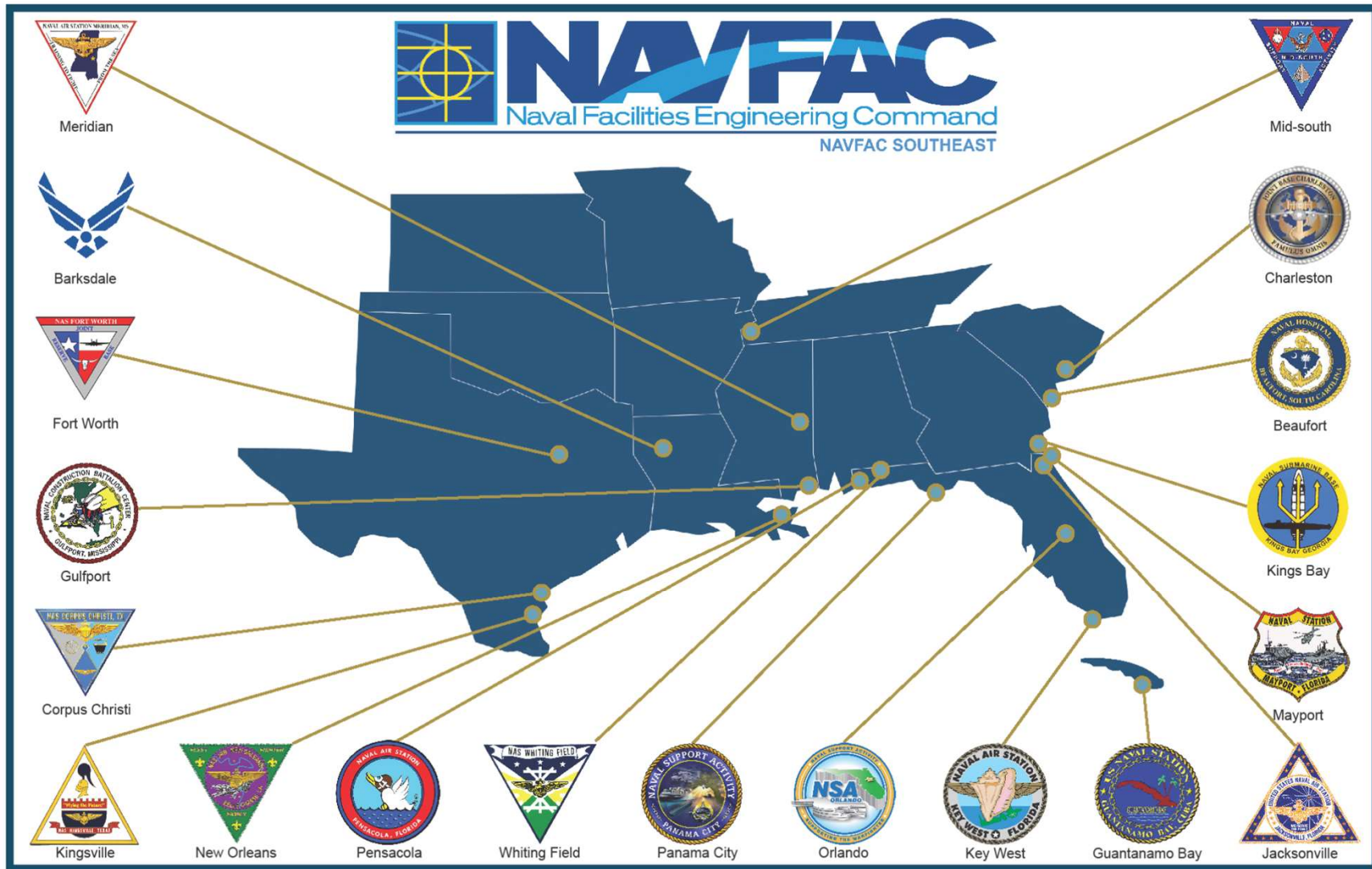
MISSION: Why We Exist

Naval Facilities Engineering Command (NAVFAC) is the Naval Shore and Expeditionary Systems Command that plans, builds, and maintains sustainable facilities, delivers environmental, utilities and other base services, and acquires and manages expeditionary combat force systems and equipment.

VISION: To What We Aspire

We are the facilities technical and business experts with the total trust and confidence of the Navy and Marine Corps.

NAVFAC SE AOR



NAVFAC SE Organization



IPT South Atlantic

- NS Mayport
- NSA Orlando
- NSB Kings Bay
- NAS Key West
- NAS Jacksonville
- SOUTHCOM/Caribbean AOR

IPT Gulf Coast

- NAS Corpus Christi
- NAS Kingsville
- NAS Meridian
- NAS Pensacola
- NAS Whiting Field
- NSA Panama City
- NCBC Gulfport
- NSA Mid-South

IPT South and Central

- NAS JRB Fort Worth
- NAS JRB New Orleans
- ROICC Barksdale
- ROICC Shaw
- ROICC Charleston
- Beaufort
- NS Guantanamo Bay

Business/Support Lines

- Capital Improvements
- Public Works
- Contingency Engineering
- Acquisition, Financial Management, CIO, Counsel
- Environmental
- Asset Management

Capital Improvements



Capital Improvement Business Line consists of 3 product lines:

- Design- includes development of design and engineering documents (e.g., plans & specifications, design build RFPs, cost engineering, and project management).
- Construction- includes repair and construction management (facilities, structures, & utilities), contracting services, and post construction award services (PCAS).
- Specialized Technical Services- includes surveys, inspections, consultations, and studies.

Public Works




Public Works Business Line consists of 4 Product Lines

- FSC – Facilities Support Contracts (in-house forces)
- FMFS – Facilities Support Contracts Management & Facilities Services
- TRANS – Transportation and Weight Handling Services
- UEM – Utilities and Energy Management

Types of Energy Projects



- Energy Conservation Investment Program (ECIP)
 - Part of MILCON program, projects between \$1M - \$10M
 - May include renewable (solar, wind, geothermal, etc.)
- Restoration and Modernization, Energy (RMe)
 - Part of the Special Projects program
 - Projects usually between \$200K - \$5M
- Financed Energy Projects (Project investment paid from savings)
 - Energy Savings Performance Contracts (ESPC)
 - Contracts with DOE-Approved Energy Service Companies (ESCOs)
 - Utility Energy Services Contracts (UESC)
 - Contracts with Utility Companies



Environmental



Environmental Business Line consists of 2 product lines:

- Environmental Quality - includes Environmental Management System (EMS) , Compliance programs (such as Water, Air, Hazardous Waste, Petroleum, etc.), and Environmental Planning programs (such as NEPA, Natural/Cultural Resources)
- Environmental Restoration - includes the Environmental Restoration, Navy (ER,N) program and Munitions Response Program (MRP)

Asset Management Outlook



Asset Management Business Line consists of 5 Product Lines

- Real Estate – includes leases, Surveys, Land Purchases, etc.
- Planning – includes master Plans, Studies, etc.
- Intergovernmental / Investment Programs - includes AICUZ/RAICUZ, EAPs, etc.
- Asset Utilization - includes GIS, BFRs, Asset Evaluations, etc.
- Public Private Venture - Maintenance and Recapitalization

Small Business

Command Achievements by FEC – FY 2016



Location		(Eligible)	Small Business			HUBZone			SDVOSB			Small Disadvantaged Business			Women Owned		
			Target	Dollars	Current	Target	Dollars	Current	Target	Dollars	Current	Target	Dollars	Current	Target	Dollars	Current
NAVFAC		\$ 7.85B	46%	\$ 3.74B	47.77%	8%	\$ 663.1M	8.45%	4.5%	\$ 476.8M	6.08%	23%	\$ 2.47B	31.57%	6.25%	\$ 730M	9.31%
LANT		\$ 5.8B	48.70%	\$ 3.08B	53.21%	9.10%	\$ 412M	7.09%	5.34%	\$ 432.4M	7.44%	25.18%	\$ 2.04B	35.19%	7.40%	\$ 580.1M	9.99%
	Atlantic	\$ 172.5M	20%	\$ 40M	23.21%	0.5%	\$ 218.1K	0.12%	0.5%	\$ 2.9M	1.72%	4%	\$ 4M	2.35%	6%	\$ 3.7M	2.18%
	Mid-Atlantic	\$ 1.63B	48%	\$ 1.06B	64.98%	8.5%	\$ 104.1M	6.36%	5%	\$ 211.9M	12.94%	24%	\$ 624.6M	38.15%	7.5%	\$ 154.7M	9.45%
	Washington	\$ 731.2M	44%	\$ 366.2M	50.08%	3.5%	\$ 31.5M	4.31%	3.25%	\$ 15.4M	2.11%	24%	\$ 256.7M	35.10%	6%	\$ 38.6M	5.29%
	Southeast	\$ 1.01B	57%	\$ 518.3M	51.13%	13.5%	\$ 89.1M	8.79%	6.5%	\$ 85.3M	8.42%	30%	\$ 356.4M	35.16%	10%	\$ 126M	12.43%
	Northwest	\$ 432.5M	43%	\$ 200.3M	46.31%	7.5%	\$ 32.7M	7.58%	10%	\$ 26M	6.01%	19%	\$ 160.2M	37.03%	3%	\$ 65.1M	15.05%
	Southwest	\$ 1.48B	50.5%	\$ 896.3M	60.18%	10%	\$ 152.9M	10.27%	5%	\$ 89.1M	5.98%	28%	\$ 639.5M	42.94%	7%	\$ 191.6M	12.86%
	EURAF SWA	\$ 329.2M	N/A	\$ 4.2M	1.28%	N/A	\$ 1.2M	0.37%	N/A	\$ 1.5M	0.48%	N/A	\$ 1.6M	0.50%	N/A	\$ 0K	0%
PAC		\$ 1.52B	37.26%	\$ 513.6M	33.59%	9.45%	\$ 232M	15.17%	1.21%	\$ 30.2M	1.98%	16.04%	\$ 379.8M	24.84%	3.77%	\$ 97.9M	6.40%
	Pacific	\$ 535.1M	22%	\$ 75.7M	14.15%	2.5%	\$ 9.6M	1.80%	0.10%	\$ 14.4M	2.70%	3%	\$ 36.8M	6.88%	2%	\$ 7.7M	1.45%
	Hawaii	\$ 274.3M	55%	\$ 244.5M	89.15%	15%	\$ 94M	34.29%	4%	\$ 10.3M	3.78%	29%	\$ 190.3M	69.36%	6%	\$ 73.4M	26.75%
	Marianas	\$ 315.3M	49%	\$ 188.5M	59.79%	17%	\$ 128.2M	40.67%	0.75%	\$ 5.4M	1.71%	28%	\$ 152.1M	48.23%	5%	\$ 16.7M	5.30%
	Far East	\$ 404M	N/A	\$ 4.6M	1.17%	N/A	\$ 0K	0%	N/A	\$ 0K	0%	N/A	\$ 598.7K	0.15%	N/A	\$ 2.7K	0%
EXWC		\$ 513.9M	34%	\$ 145.9M	28.39%	3%	\$ 19M	3.69%	2%	\$ 14.1M	2.74%	11%	\$ 55M	10.71%	8%	\$ 51.9M	10.11%

Data from FPDS-NG 10/03/2016. * FPDS-NG Data Incomplete. Includes overseas.

Small Business POC List



Advocacy Across the Map



NAVFAC NORTHWEST
N44225

- James Niles, Asst. Deputy Director, Silverdale, WA 360-396-0038

Engineering & Expeditionary Warfare Center
N39430

- Raymond Brothers, Deputy Director, Port Hueneme, CA 805-982-1254

NAVFAC SOUTHWEST
N62473

- Lora Morrow, Asst. Deputy Director, San Diego, CA 619-532-2248
- Robert "Zack" Zaccaria, San Diego, CA 619-532-2375

NAVFAC PACIFIC N62742

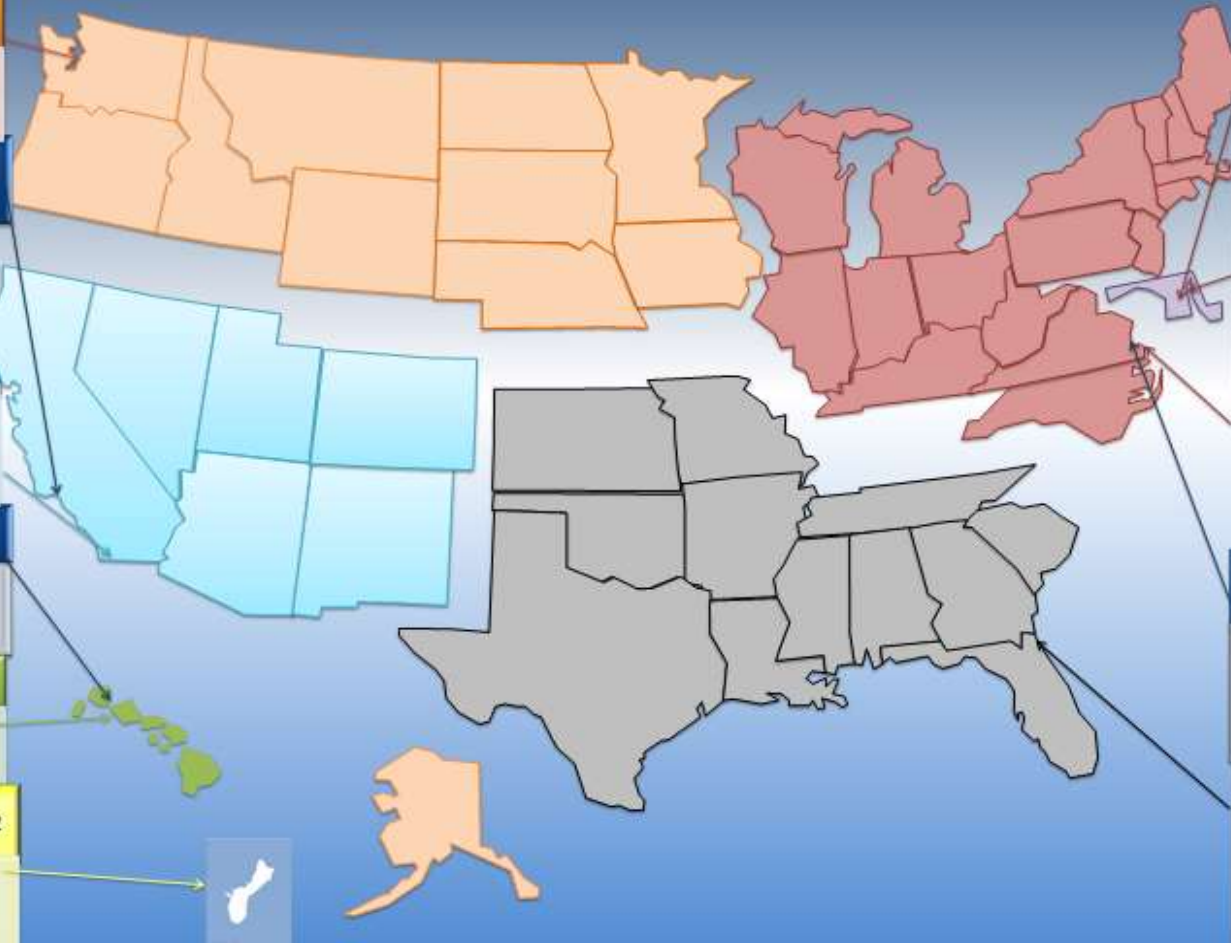
- Lisa Roth, Deputy Director Pearl Harbor, HI 808-472-1045

NAVFAC HAWAII N62478

- Patrick Ompad, Asst. Deputy Director, Honolulu, HI 808-474-4554

NAVFAC MARIANAS N40192

- Albert Sampson, Asst. Deputy Director, Guam 671-339-7090



NAVFAC HEADQUARTERS
N00025

- Vacant, Associate Director, Washington, D.C. 202-685-9129
- Christy Strong, Program Analyst, Washington, D.C. 202-685-0442

NAVFAC WASHINGTON
N40080

- Kyle Beagle, Asst. Deputy Director, Washington, D.C. 202-685-0088
- Nola Campbell, Washington, DC 202-433-4371

NAVFAC MID ATLANTIC
N40085

- Gregory Wynne, Asst. Deputy Director, Norfolk, VA 757-341-0092
- Kim Vallone, Camp Lejeune, NC 910-451-2582 x5289

NAVFAC ATLANTIC
N62470

- Joseph McGrenra, Deputy Director, Norfolk, VA 757-322-4430
- Cynthia Anderson, Norfolk, VA 757-322-8308

NAVFAC SOUTHEAST
N69450

- Mark Brock, Asst. Deputy Director, Jacksonville, FL 904-542-6624
- Dawn Brown, Jacksonville, FL 904-542-6629

Workload Link



- NAVFAC Public Portal

 - <http://www.navfac.navy.mil>

- NAVFAC Southeast / Small Business Office

 - Deputy Small Business, Mark Brock @ 904-542-6624

 - Assistant Deputy Small Business, Dawn Brown @ 904-542-6629

